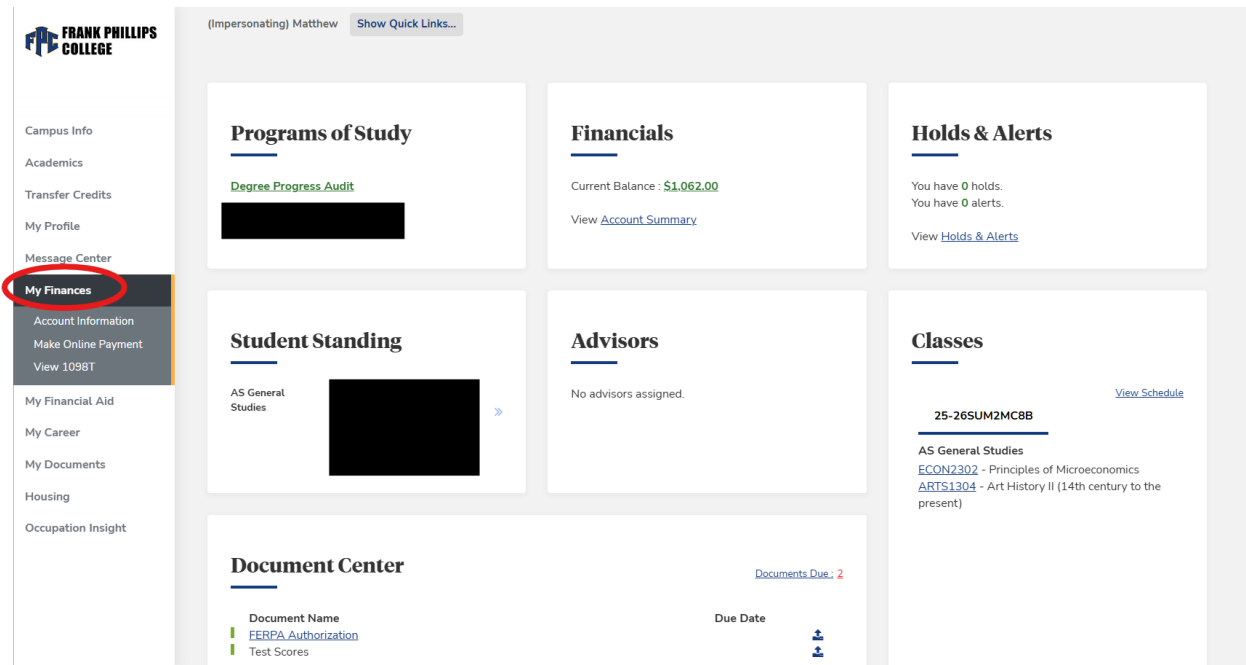
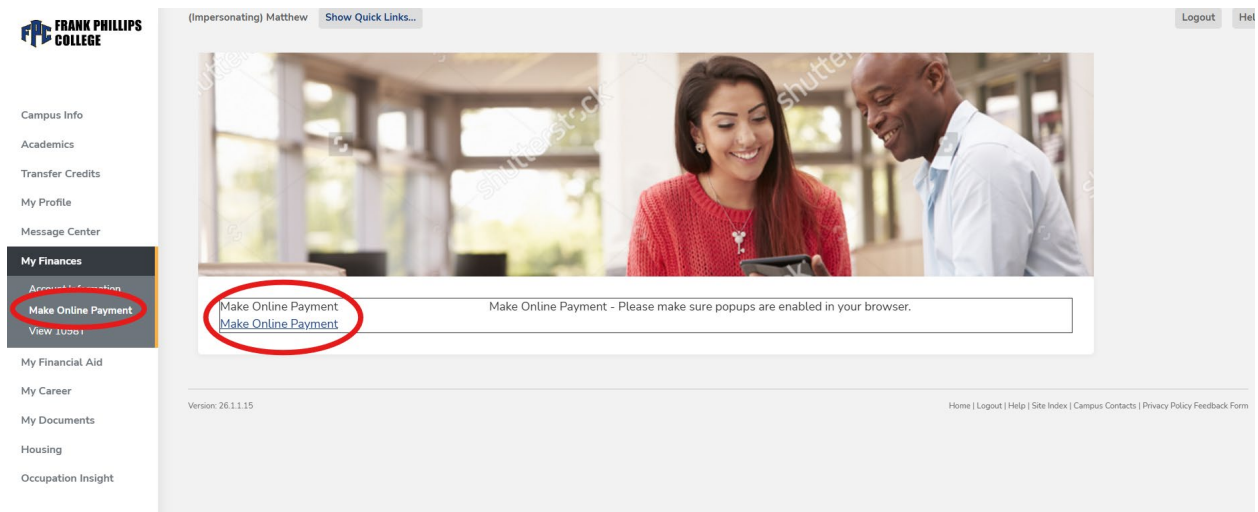


From the student's portal, they are going to click on My Finances



Choose Make Online Payment, then select the hyperlink



If this does not take you to Transact, you need to unblock your pop-ups.

This will take them to Transact. If this is the first time entering Transact, there will be a financial agreement that must be accepted.

The screenshot shows the 'Overview' page of the Frank Phillips College student portal. A modal window titled 'Student Financial Agreement' is open, displaying the following text:

I understand that when I register for any class at Frank Phillips College or receive any service from Frank Phillips College, I accept full responsibility to pay all tuition, fees and other associated costs assessed as a result of my registration and/or receipt of services. I further understand and agree that my registration and acceptance of these terms constitutes a promissory note agreement (i.e., a financial obligation in the form of an educational loan as defined by the U.S. Bankruptcy Code at 11 U.S.C. §523(a)(8)) in which Frank Phillips College is providing me educational services, deferring some or all of my payment obligation for those services, and I promise to pay for all assessed tuition, fees, and other associated costs by the published or assigned due date.

I understand and agree that if I drop or withdraw from some or all the classes for which I register, I will be responsible for paying all or a portion of tuition and fees in accordance with the published tuition refund schedule at Frank Phillips College. I have read the terms and conditions of the published tuition refund schedule, published on www.Frank Phillips College.edu, and understand those terms are incorporated herein by reference. I further understand that my failure to attend class or receive a bill does not absolve me of my financial responsibility as described above.

METHOD OF BILLING

I understand that Frank Phillips College uses electronic billing (e-bill) as its official billing method, and therefore I am responsible for viewing and paying my student account e-bill

Accept

The background shows the 'Overview' page with a sidebar menu containing: My Account, Overview, Activity Details, Payment Plans, Make a Payment, Transactions, Statements, Help, and Sign Out. The user's name is Matthew Crafton, Frank Phillips College. A 'Summary' section is partially visible, showing a table with columns for Description and Amount. A 'Payment plans' section is also visible, showing a table with columns for Plan, Paid, and Remaining. A promotional banner on the right says 'Payment plans make tuition manageable!' with a list of benefits and a link to 'Explore plan options'.

Select Enroll in payment plan

The screenshot shows the 'Overview' page of the Frank Phillips College student portal. The user's name is Matthew Crafton, Frank Phillips College. The 'Summary' section displays the following table:

Description	Amount
(2007-2008 Spring)	\$40.00
(2025-2026 Summer Parent 2)	\$1,062.00
Balance	\$1,102.00

Below the table are two buttons: 'Make a payment' and 'Enroll in a payment plan'. The 'Enroll in a payment plan' button is circled in red. A 'View activity details' link is also visible below the table.

The 'Payment plans' section is empty, showing a table with columns for Plan, Paid, and Remaining, and a message: 'No active payment plans. Explore plan options.'

The background shows the 'Overview' page with a sidebar menu containing: My Account, Overview, Activity Details, Payment Plans, Make a Payment, Transactions, Statements, Help, and Sign Out. The user's name is Matthew Crafton, Frank Phillips College. A promotional banner on the right says 'Payment plans make tuition manageable!' with a list of benefits and a link to 'Explore plan options'.

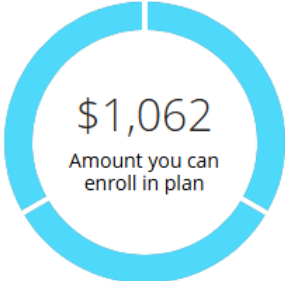
Make sure you choose the correct term by using the arrows. Then select enroll in plan.

Overview

Payment Plan Options

Option 1 of 2 →

2025-2026 Summer 2
Summer 2 2025-2026 Installment Plan



\$1,062
Amount you can enroll in plan

3 payments | \$35 enrollment fee

This payment plan is for students enrolled in Summer r classes that are from July 8th through August 13.

Payment schedule

- 1 **\$354**
Payment due at time of enrollment
- 2 **\$354**
Payment due at time of enrollment

Cancel **Enroll in plan**

They will also be able to pay in full by choosing Make a Payment

FRANK PHILLIPS COLLEGE Overview Balance \$1,102

My Account **Matthew Crafton** Frank Phillips College

Overview **MC**

Activity Details
Payment Plans
Make a Payment
Transactions
Statements
Help
Sign Out

Summary [View statements](#)

Description	Amount
(2007-2008 Spring)	\$40.00
(2025-2026 Summer Parent 2)	\$1,062.00
Balance	\$1,102.00

[View activity details](#)

Make a payment [Enroll in a payment plan](#)

Payment plans [View](#)

Plan	Paid	Remaining
No active payment plans. Explore plan options.		

Payment plans make tuition manageable!

- Pay in smaller monthly installments
- Avoid high interest rates from traditional loans
- Low enrollment fee
- Set up auto pay
- 24/7 account access
- Invite others to contribute

[Explore plan options](#)

If they scroll down on the front page, they can send a payer invitation. This will add an authorized user to their account. Whomever they add will receive an e-mail with a link and log-in information. This keeps them from having to sign into the student's portal.

Overview

Payment Plans
Make a Payment
Transactions
Help
Sign Out

Do you want help paying?

Do you know someone that would like to help you pay? Invite them to have access to your account!

[Send a payer invitation](#)

Recent transactions [View all](#)

This is what the e-mail looks like



businessoffice@fpctx.edu
To: Danika Hutson



Click here to download pictures. To help protect your privacy, Outlook prevented automatic download of some pictures in this message.

Start your reply all with: [Thank you!](#) [Completed.](#) [Here is the link.](#) Feedback

[REDACTED] has created an account for you at Frank Phillips College.

Your new login information is:

Parent PIN: Danika-Hutson

Password: **[REDACTED]**

To access the account, please click the link below.

<https://commerce.cashnet.com/fpctxpay?LT=P>

(If clicking the link does not work, please copy and paste the information into your browser.)